

Social Spacetime: A Geometric Model of Social Dynamics

Abstract

This paper introduces *social spacetime*, a framework that models social life as a structured field, embedding social objects, resources, and institutions within dynamic relational configurations. Social action is conceptualized as motion within this field, shaped by generative laws governing survival, accumulated social mass, goals, values, and institutions. These laws produce curvature that constrains and channels trajectories, generating stability through durable structures while enabling large-scale change when local configurations destabilize. Social behavior and structural outcomes emerge from the arrangement of structural constraints rather than from isolated actions. This framework formalizes social structure as a curved relational field with gradients and gravity wells. It then shows how micro-level interactions scale into macro-level patterns, systematically shaping trajectories of social objects, ideas, and institutions over time and across domains.

Keywords: social structure, social motion, curvature, structural transitions, social dynamics

Introduction

Understanding social behavior requires more than focusing on individual actions alone. We need a framework that captures the patterns, constraints, and pathways shaping human interaction. Traditional approaches often concentrate on individuals or groups (Coleman 1990; Granovetter 1973). Network theory highlights relational ties but provides limited insight into how structural constraints guide trajectories, often treating ties as static connections rather than forces shaping movement across social domains. Even weighted or multiplex networks do not fully explain how local relational pressures scale to systemic patterns (Borgatti et al. 2009; Newman 2010). For example, social network analyses may capture who is connected, yet they rarely explain why influence or information travels along specific paths or why certain nodes become bottlenecks. Despite these insights, existing approaches do not account for how structural constraints emerge, accumulate, and systematically shape trajectories over time and across contexts. While these perspectives illuminate important facets of social constraint and action, none formalizes structural constraints in a geometric, multi-level analytic framework. This paper introduces social spacetime, a geometric framework that models social structure as a dynamic field guiding social motion.

Field theory emphasizes positions within hierarchies and describes where social objects are located in social space (Bourdieu 1985). It pays less attention to how actors move between positions or how positional advantages change over

time. In this paper, the term ‘field’ refers to the structured relational geometry that shapes trajectories; this concept draws inspiration from but is analytically distinct from Bourdieu’s use of *field*. Rational choice frameworks focus on individual preferences and strategic calculation but largely ignore surrounding constraints imposed by networks, institutions, and cultural norms, limiting their ability to explain why some trajectories are systematically accessible while others are blocked (Coleman 1990). Institutional perspectives describe system stability and the reproduction of rules, yet they frequently overlook how social objects’ trajectories are redirected, channeled, or stabilized across overlapping social domains (DiMaggio and Powell 1983). Existing approaches highlight aspects of social structure but rarely account for how constraints form, accumulate, and shape trajectories over time. By focusing on positions, ties, or static rules, these frameworks describe relations but not the underlying structure that actively directs social motion.

Social spacetime is a novel geometric framework that reconceptualizes social structure as a curved relational field directing trajectories across time and domains. Unlike network, field, or institutional approaches, it formalizes how local relational pressures scale to systemic patterns, linking micro-level interactions to macro-level outcomes. Individuals and groups are not merely agents or nodes; they actively shape the relational field and influence the trajectories of other social objects, ideas, and institutions. Curvature captures

localized structural constraints, indicating where motion is resisted or directed, while gradients represent directional variations in these constraints. Gravity wells emerge in regions of concentrated curvature, channeling movement into persistent patterns. By modeling both structure and motion, social spacetime demonstrates how social objects (people and contagions), ideas, and institutions navigate a constrained social field, connecting micro-level interactions to broader macro-level patterns.

A gravity well is a structural region of sustained high curvature where trajectories become concentrated and difficult to exit. In these regions, structural constraints narrow available pathways, producing predictable patterns of behavior over time. For instance, norms within professional networks, corporate cultures, or online communities can create gravity wells that guide behavior along predictable paths while limiting alternative options. Likewise, influential institutions or central figures may reinforce trajectories that newcomers are likely to follow, intensifying curvature across the field. Gravity wells are not actors or institutions themselves—they are structural regions arising from the organization and accumulation of constraints.

The model identifies five fundamental laws of curvature:

- survival mechanisms, (law 1)
- accumulated social mass, (law 2)
- goal alignment, (law 3)

- morals and values, (law 4)
- institutional structure. (law 5)

Survival mechanisms generate immediate, steeply curved regions that constrain urgent behaviors, such as emergency responses or high-stakes negotiations. Accumulated social mass amplifies influence over time; highly visible individuals or institutions shape newcomers' behavior, deepening gravity wells and producing path-dependent outcomes. Goal alignment coordinates trajectories among social objects, reinforcing patterned paths—for example, corporate teams, research groups, or activist coalitions align actions toward shared objectives, producing consistent trajectories across hierarchies or networks. Morals and values generate persistent curvature, guiding behavior across contexts—from market ethics to informal codes of conduct—and shaping trajectories across generations. Institutional structures stabilize systemic pathways, producing lasting patterns across populations, such as bureaucratic procedures, legal frameworks, or certification systems. Together, these laws demonstrate how micro-level pressures scale to macro-level patterns, generating formation, stability, and fragmentation within social fabrics. Geometric structure thus emerges as the key organizing principle shaping social trajectories over time and across domains.

Although this manuscript emphasizes conceptual claims over empirical validation, social spacetime generates testable implications. Researchers can map

social objects, communities, and institutions within a modeled social field, quantify curvature, identify gravity wells, and explore likely paths of influence or constraint. For example, one could track how professional networks channel career mobility or how collaboration patterns in scientific fields shape the diffusion of new ideas and practices. By simulating perturbations—such as policy changes, institutional shifts, or the introduction of novel actors—researchers can anticipate how trajectories might change, destabilizing existing gravity wells or creating new ones. This framework also facilitates the study of systemic disruptions, from financial crises to organizational collapses, illustrating how micro-level interactions aggregate into macro-level outcomes. By formalizing relational forces that shape social trajectories, social spacetime bridges conceptual theory and empirical investigation.

Social spacetime directly addresses limitations of existing approaches by modeling social structure as a dynamic, curved field that generates patterned trajectories of mobility, convergence, and constraint. Rather than analyzing isolated interactions, static positions, or snapshots of ties, it formalizes how local configurations of relationships, institutional rules, and cultural norms produce directional constraints. Representing these constraints as gradients and curvature captures differential accessibility: some paths are restricted, while others are reinforced. This shift from descriptive mapping to dynamic geometric modeling provides a generative account of influence, institutional stability, and structural

change. Overlapping professional affiliations, regulatory rules, and ethical norms can create persistent gravity wells that shape careers or the diffusion of innovations. Rapid changes in policies or cultural norms may destabilize these wells, enabling new patterns of mobility or alternative networks. Social spacetime makes these mechanisms explicit, revealing both continuity and transformation within social systems.

In sum, social spacetime reframes sociological explanation by modeling constraint as curvature rather than fixed position or individual preference. It provides a unified lens for understanding networks, institutions, and field positions as interdependent elements within a dynamic social geometry. By emphasizing how local constraints propagate across scales, it clarifies how enduring hierarchies, recurring patterns of opportunity and exclusion, and structural transformations emerge. Unlike conventional approaches that treat structure as static or interactions as isolated, social spacetime captures both persistence and change, linking micro-level decisions to macro-level outcomes. While primarily conceptual rather than immediately empirical, the framework establishes a foundation for future modeling, simulation, and empirical mapping. The sections that follow define key elements, illustrate how curvature, gradients, and gravity wells operate across scales, and highlight the theoretical contributions and practical significance of this approach, providing a roadmap for conceptual refinement and the systematic modeling of social dynamics.

This manuscript develops social spacetime as a geometric framework for analyzing social structure and social motion. While traditional approaches conceptualize social life in terms of networks, fields, institutions, or rational actors, social spacetime reframes it as a curved field that shapes the trajectories of social objects, ideas, and resources over time. The framework provides a unifying analytic lens bridging micro- and macro-level processes, illustrating how structural constraints emerge from the interactions between individuals and institutions.

Engagement with Network Theory

Network theory, particularly in the work of Mark S. Granovetter and Harrison C. White, emphasizes relational ties, structural holes, and the role of strong and weak ties in social influence and mobility (Granovetter 1973; White 1992). Granovetter's concept of the "strength of weak ties" highlights how cross-community connections facilitate diffusion, while White's structuralist approach focuses on network patterning. Social spacetime builds on these insights but moves beyond a strictly relational perspective. It models how spatially distributed constraints determine which ties can be activated and when influence can propagate. In this framework, weak ties are not merely probabilistic pathways. They exist within a field shaped by local curvature, which can either facilitate or inhibit their activation. For instance, a weak tie linking two dense communities

may be ineffective if embedded within a high-curvature gravity well, limiting mobility or the diffusion of ideas along that path.

By combining network analysis with geometric principles, social spacetime explains why some connections are influential while others remain dormant, even when conventional metrics suggest equivalent positions. Only a field-based perspective that accounts for curvature from accumulated constraints captures blocked mobility, systemic bottlenecks, and cascading structural shifts.

Engagement with Field Theory

Pierre Bourdieu's field theory frames social space as a structured set of positions where actors compete for resources and symbolic capital (Bourdieu 1985). While Bourdieu emphasizes relative positions and habitus, social spacetime adds a dynamic, motion-oriented perspective. Positions in his field correspond to regions within social spacetime with specific local curvature. Trajectories through the field are shaped not only by initial positions but also by gradients of constraint and overlapping curvatures arising from institutions and collective practices.

For example, two actors with similar symbolic capital can follow divergent trajectories depending on the surrounding curvature. One may inhabit a low-curvature region with multiple viable paths, while the other is trapped in a high-curvature gravity well that limits movement. Social spacetime extends field

theory by making motion, trajectory, and structural constraints explicit, rather than treating positions as fixed or behavior as solely determined by habitus.

Rational choice models, particularly those associated with James Coleman, explain social outcomes as the result of individuals making goal-directed, strategic decisions within assumed sets of available options. These models often overlook how structural constraints limit those options in practice (Coleman 1990). Social spacetime shifts the focus from preferences to structural geometry: actors may have clear goals and capabilities, but feasible paths are constrained by field curvature, gravity wells, and overlapping institutional structures.

An ambitious professional in a rigid organizational hierarchy may pursue promotion using well-practiced strategies. Social spacetime explains why these strategies can fail: local curvature in the institutional field can block or redirect trajectories, making skill, effort, or planning insufficient. This shifts the analytic focus from individual rationality to structural feasibility, clarifying why outcomes often diverge from traditional rational-choice predictions.

Engagement with Institutional Theory

Institutional theory, developed by Paul DiMaggio and Walter Powell, emphasizes the stabilizing influence of routines and formal rules on social behavior (DiMaggio & Powell 1983). Social spacetime extends this view by representing institutions as accumulations of structural curvature that shape long-

term trajectories. In other words, institutions concentrate constraint around rules and routines, narrowing trajectories much as structural bottlenecks constrain movement in physical systems. Institutions not only guide behavior but also concentrate social mass, deepen gravity wells, and stabilize motion patterns across the field.

For example, organizational hierarchies, professional certification systems, and bureaucratic processes create high-curvature regions where trajectories converge. Actors navigating these areas follow constrained paths, with small deviations redirected or blocked. This geometric perspective explains institutional inertia, path dependence, and resistance to change while also offering a predictive lens for structural transitions such as corporate restructuring or regulatory shocks.

Engagement with Systems and Complexity

Systems and complexity approaches, including Niklas Luhmann's work, view social phenomena as arising from multiple interdependent parts within complex social systems (Luhmann 1995). Social spacetime aligns with this perspective by emphasizing interactions among multiple curvatures and the accumulation of constraints across layers of social reality. By representing these constraints geometrically, it can model cascading effects, structural collapses, and emergent stability, while connecting individual and institutional dynamics without reducing them to a single level.

During the Great Recession, social spacetime frames financial and housing systems as overlapping high-curvature fields. Structural dependencies, concentrated leverage, and institutional rules created deep constraints in the field, concentrating leverage and narrowing viable paths. Once critical curvature thresholds were reached, previously viable trajectories collapsed simultaneously, triggering cascading systemic effects. This example highlights the predictive and explanatory power of a field-based geometric approach to complex social phenomena.

Analytic Innovations of Social Spacetime

Three Analytic Innovations of Social Spacetime

1. **Directional Constraint:** Social constraint is formalized as a gradient, guiding movement along feasible paths while blocking others. This allows precise modeling of which trajectories are viable and which are blocked.
2. **Trajectory-Based Analysis:** Social outcomes are understood as paths shaped by local structural geometry rather than individual choice alone. Trajectories reflect the opportunity structures embedded in the social field.
3. **Curvature Accumulation:** Institutions, overlapping communities, and repeated interactions concentrate structural constraints in specific regions. They form gravity wells that stabilize movement and shape long-term

mobility and influence patterns across the field.

Each of these innovations corresponds to one or more of the five laws: directional constraint relates to goals and survival pressures, trajectory-based analysis maps emergent paths, and curvature accumulation captures how social mass and institutions concentrate structural constraint. By treating curvature, gradients, and trajectories as analytic tools, social spacetime offers a common framework for studying diffusion, mobility, and institutional stability. This framework also helps analyze rapid reconfigurations and long-term structural change. This framework can be used empirically. If we map actors, communities, and institutions within social spacetime, we can anticipate which paths are constrained and where structural change may occur — without explaining everything as individual choice.

Social spacetime does not replace existing theories but reframes them within a geometric framework that integrates structure and motion. It offers a formal language for analyzing how social worlds channel, stabilize, and transform movement over time, while providing a foundation for exploring systemic fragility, network bottlenecks, and the limits of individual effort.

Social spacetime is a foundational theoretical framework for understanding how social constraints shape trajectories of action, influence, and mobility. It is explicitly conceptual and does not involve empirical measurement,

causal estimation, predictive modeling, or full mathematical formalization. This emphasis clarifies that the current contribution is theoretical foundation, with empirical operationalization left for future research. The framework's primary aim is to define the geometric structure of social fabrics before empirical observation or quantification.

Rather than treating outcomes as the result of isolated variables, the framework situates patterned behavior within the geometry of the social environment. Stalled mobility, concentrated influence, conformity, and systemic disruption emerge from the arrangement and accumulation of constraints within the field. Outcomes depend not just on preferences, strategy, or chance, but on what actors can feasibly achieve within the structural conditions of the social field.

Social spacetime functions as an analytic geometry rather than a metaphor or empirical theory. Its terminology formalizes structural relations among constraints, not literal physical space. Drawing on sociology, network science, organizational theory, and social psychology, it addresses a common limitation: while these approaches describe actors, ties, and institutions, they do not formalize how constraints are spatially organized or systematically channel movement over time. Social spacetime provides that structural account.

The framework should be evaluated by how clearly it explains directional

constraint and structural organization. It does not predict specific events but identifies conditions under which concentrated influence, stalled mobility, or rapid structural reconfiguration are more likely. It also clarifies why effort or strategy may fail when local structure sharply constrains available trajectories. Empirical testing, simulation, and formal modeling can be derived from the concepts developed here.

Within this framework, social life unfolds in a continuous, structured field (Figure 1). The terms *social field* and *social fabric* refer to the same environment: *field* emphasizes pervasive influence, while *fabric* highlights patterned structure. Curvature denotes the organization of constraints within this field, redirecting trajectories by making some paths more accessible and others restricted or blocked. It is an analytic concept, not a literal physical or mathematical space, and describes structural conditions external to individual actors rather than psychological dispositions. Constraint refers to limitations on action, whereas curvature specifies how those limitations are arranged to structure movement.

Building on the scope outlined above, the framework next defines the structural elements of social spacetime. To explain how trajectories, influence, and stability emerge, it specifies the field's key components: the organization of constraints (curvature), their variation (gradients), the paths actors follow (trajectories), and regions where movement concentrates (gravity wells). These

concepts form the analytic foundation for the laws of social spacetime, offering a systematic, non-metaphorical account of how structure shapes possible action over time.

Core Concepts of Social Spacetime

Curvature:

Curvature describes the patterned organization of constraints within the social field, determining which trajectories are accessible and which are restricted or blocked. High curvature marks tightly constrained regions where movement is channeled, whereas low curvature indicates relatively open trajectories. It is a structural property of the field, not an attribute of individual actors. In practice, high-curvature regions may appear as tightly knit groups, rigid hierarchies, or contexts with strong morals and values that sharply limit behavior.

Gradient:

A gradient denotes the directional variation of curvature across the social field, indicating the direction and magnitude of change in constraints and shaping the paths actors can follow. Steep gradients reflect rapid shifts in accessibility that narrow trajectories, whereas shallow gradients indicate gradual variation that permits more options. Gradients operate at the level of the field's geometry, independent of individual preferences or actions. For example, a steep gradient

may channel newcomers toward established leaders or dominant ideas, while a shallow gradient allows multiple options to coexist over time.

Trajectory:

A trajectory is the path an actor, idea, or resource follows through the social field. It is shaped by the arrangement of curvature and gradients rather than individual preferences alone. Depending on local geometry, paths may be blocked, reinforced, convergent, or divergent. Trajectories connect micro-level movement to macro-level structure, showing how action unfolds within broader constraints. In practice, trajectories appear in career advancement within organizations, the spread of ideas through communities, or patterns of collaboration across networks.

Gravity Well:

A gravity well is a region of sustained high curvature where trajectories concentrate and are difficult to exit. These regions stabilize movement over time, generating persistent pathways within the field. Gravity wells result from accumulated curvature rather than existing as entities in themselves. Institutions or overlapping communities may contribute to their formation, but they are defined by the field's geometry, not by the actors within them. For example, an influential professional network or long-standing community of practice can function as a gravity well, drawing actors toward established pathways and

making deviation less likely.

All diagrams in this section are schematic, illustrating structural relationships and patterned constraints rather than empirical magnitudes. These concepts—curvature, gradients, trajectories, and gravity wells—form the basis of the five laws, which formalize how survival pressures, social mass, goal pursuit, shared values, and institutions interact to guide movement and constrain trajectories across social spacetime.

Having defined curvature, gradients, trajectories, and gravity wells, we can examine how these elements combine into persistent mechanisms that guide social behavior across the field.

The Fabric of Social Spacetime

Figure 1. Curvature and Trajectories in Social Spacetime

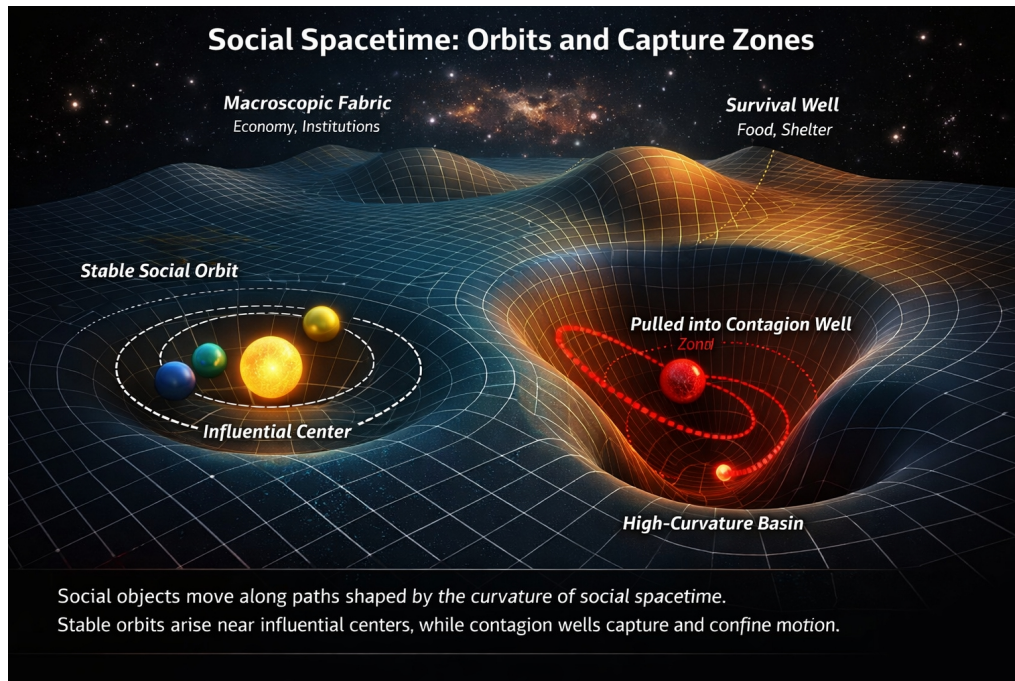


Figure 1. Social spacetime is a continuous field in which social objects and resources are embedded. Concentrations of social mass generate curvature, creating gravity wells that constrain movement of social objects and ideas along feasible paths.

The geometric terminology used here is analytic rather than physical: concepts such as curvature, gradients, and gravity wells describe how structural constraints accumulate and shape trajectories within social systems.

This framework uses familiar terms from research on social space and networks but reinterprets them. Traditional approaches represent social position

through categories, relational ties, or statistical outcomes, whereas social spacetime emphasizes the underlying structure that determines which movements, connections, and transitions are possible. It introduces a geometric framework focused on structural constraints and provides a conceptual context for situating existing sociological models.

The aim is not to replace established theories but to offer a unifying structural language for understanding constraint, motion, and transformation across social contexts. The framework rests on five fundamental laws that generate social curvature and explain the mechanisms shaping trajectories of social objects, ideas, resources, and institutions. Law 1 (Survival Mechanisms) contains eight hierarchical sublaws that organize survival pressures and guide movement through the social field.

Social spacetime is continuous, with curvature varying across the field. Each social object—individuals or contagions—both exerts and responds to influence, shaping the trajectories of others. Motion follows recurring structural mechanisms that bend the field and constrain trajectories, as formalized in the framework's five laws. Curvature creates attractions, resistances, and deflections, producing social structures such as hierarchies and patterns of contagion. Social objects remain embedded in the broader field even outside direct interactions, influenced by local dynamics and fifth-law structures at the societal level. Large-scale systems—economies, governments, political institutions, and housing

markets—create curvature over wide regions, constraining trajectories without requiring physical proximity or direct interaction.

At the interaction level, a *direct value connection* occurs when social objects' trajectories intersect via immediate influence (id-to-id connections). For example, a person may adopt an idea after observing a *trusted* friend, or a contagion may reach someone who responds instantly. Direct connections alter trajectories by transferring influence within the social field. A *trajectory* is the sequence of positions, states, or actions a social object can occupy over time.

By contrast, an *indirect value connection* occurs between the superego components of social objects (superego-to-superego connections). These reflect broader patterns of influence or alignment rather than immediate id-level interaction. Although indirect connections may be noticeable, they lack the resonance of direct id-to-id connections. For instance, a surfer describing waves to a non-surfer may convey ideas of interest, yet the non-surfer does not experience the same trajectory of thought—illustrating influence without shared identity.

Alongside institutional curvature, survival generates its own form of curvature. The need for food, water, shelter, and energy places every social object under the constraints of Law 1, regardless of context. Social resources—such as oil or electricity—shape trajectories even when their influence is not consciously

perceived. Contagions also exert influence, even when resisted. In social spacetime, a tie exists whenever one or more social objects or contagions enter the orbit of another and remain there for some duration. Most ties involve intense affective responses, such as amygdala hijacks, which strongly shape trajectories. The absence of visible ties does not indicate freedom from the social field; it reflects the dominance of other curvatures shaping movement.

Together, social fabrics form the medium of the social field, where motion occurs and constraints are expressed. Connections are not physical objects; they describe how social objects relate and are constrained within the fabric. Curvature arises locally from attention and positioning, shaping trajectories while contributing to the field's broader geometry.

Within this locally structured field, a social object's path is shaped by the forces defined in the five laws. The concepts of *id*, *ego*, and *superego* (Freud 1923: Figure 2) serve as structural orientations, representing priorities within the field rather than independent psychological causes. The *id* corresponds to survival mechanisms (Law 1), guiding motion through survival-driven curvature. The *ego* corresponds to social mass and goal-seeking behavior (Laws 2 and 3), navigating trajectories shaped by accumulated social weight and directed priorities. The *superego* corresponds to morals, values, and institutional structure (Laws 4 and 5), guiding motion through normative and structural curvatures. These

orientations provide a formal vocabulary for describing how the five laws jointly constrain trajectories within social fabrics.

These constraints create a social fabric defined by curvature gradients. Gradients act as directional cues in the social geometry, showing where movement is constrained, blocked, or likely to split. Within these gradients, proximity shapes interactions among people, contagions, and resources. Trajectories are tightly constrained in high-curvature regions, while weaker-curvature areas allow extended paths—appearing as projects, ambitions, creative endeavors, or sustained pursuits. Under extreme conditions, motion is confined to narrow pathways dictated by steep survival-driven curvature, emergency responses, or rapid field realignments.

Figure 2 visualizes social-spacetime dynamics as concentric regions. Motion can be initiated in multiple ways: social objects may act independently, respond to others, or exist within the orbit of social resources or contagions. These resources exert influence automatically, generating local curvature and constraining trajectories regardless of conscious intent. Coordinated engagement amplifies social mass, while normative structures stabilize adoption across populations. Innovation diffusion (Rogers 1962) and layered motivational structures (Freud 1923) illustrate how individual-level drivers scale into collective behavioral patterns within the field.

Figure 2. Motivation and Adoption in Social-Spacetime

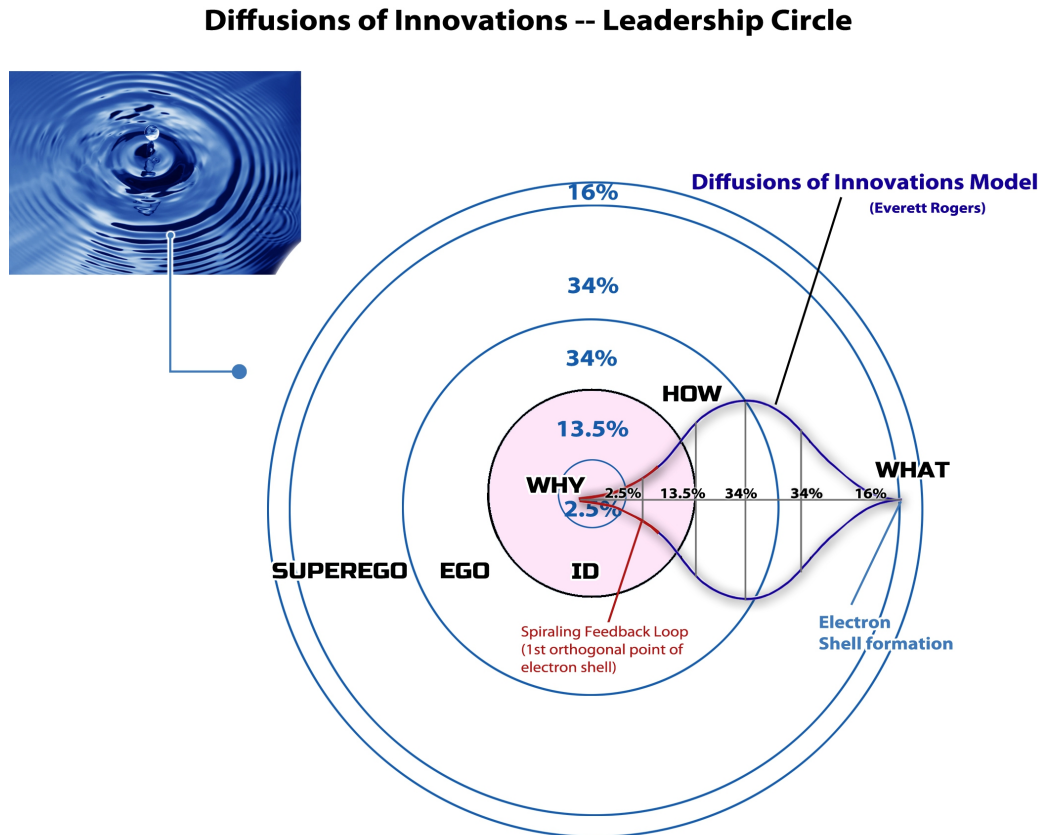


Figure 2. Motivation and Adoption in Social Spacetime. This figure integrates layered motivational framing structures (Why → How → What) with adopter categories from Rogers's Diffusion of Innovations (Innovators → Laggards). The central layer represents core motivational drivers and early awareness, the middle layer represents engaged participation and majority adoption, and the outer layer represents normative and institutional adoption. The figure illustrates how individual-level motivation propagates through social influence, expanding

trajectories of adoption across the social field.

Some areas of social spacetime maintain consistent curvature over time, creating stable environments that preserve surrounding geometry and guide recurring trajectories. Within these regions, social objects follow repeating paths, forming stable social orbits such as long-term roles, routines, affiliations, or cycles. These orbits emerge from persistent configurations shaped by the five laws: survival mechanisms (Law 1), social mass (Law 2), goal-directed priorities (Law 3), moral frameworks (Law 4), and institutional structures (Law 5). The existence of these fabrics depends on the stability and shape of the surrounding field. Planning or design can influence trajectories only by reshaping that field.

At this level, the framework does not describe social interaction directly nor compete with empirical models. Social spacetime provides a geometric foundation within which such models can be situated. Even before measurement or observation, behavior is shaped by a structure of constraints that defines which movements are possible. Network models, field theories, and behavioral dynamics can be understood as local projections of this geometry rather than alternatives to it. The aim is not immediate prediction but the development of a unified structural framework capturing how social objects and resources shape the field, providing the basis for the laws governing motion and curvature.

The five laws operate across multiple levels of social organization. Survival pressures and goal-directed action operate primarily at the level of

individual actors, while social mass captures meso-level clustering and coordinated activity. Institutional accumulation stabilizes macro-level patterns over time, and contagion processes link these levels by propagating ideas and behaviors across the field. Together, these mechanisms connect micro-level action, meso-level structure, and macro-level stability within a single geometric framework.

Before describing the five laws, we clarify what moves through social spacetime. Social objects—including individuals, groups, ideas, and contagions—move along trajectories shaped by the curvature and constraints of the social field. These movements are influenced by pressures from survival, social mass, moral alignment, gravity wells, and institutional structures. Also, this framework connects micro-level pressures, meso-level structures, and macro-level institutions within a unified geometric model of social constraint and motion.

Existing sociological frameworks often explain positions, relationships, or institutional constraints. Social spacetime complements these approaches by modeling trajectories—how actors, ideas, and behaviors move through structured environments over time under the influence of multiple interacting constraints.

The Five Laws of Social Spacetime

The five laws (Figure 3) denote persistent structural mechanisms that organize the social field. Present everywhere but varying in intensity, they

generate possible trajectories without dictating outcomes. Together—survival, social mass, goal-directed, moral, and institutional—they formalize the forces guiding movement and interaction within social spacetime. In practice, these laws operate simultaneously: for example, a community responding to a crisis may display immediate survival behaviors (Law 1), clustering around leaders or resources (Law 2), goal-directed coordination (Law 3), shared value alignment (Law 4), and overarching institutional patterns (Law 5).

The laws govern the formation, interaction, and stabilization of social objects within the field. Law 5 (institutions) integrates the lower laws, maintaining long-term structural stability and enabling complex organization. For example, in a city, local social groups (Laws 1–4) operate within broader regulatory, economic, and governance structures (Law 5), which coordinate large-scale patterns of interaction and resource distribution.

Law 1 – Survival Mechanisms (the id) establishes the baseline orientation of social objects (people and contagions), in which survival imperatives dominate perception and action, particularly under extreme threat. These pressures shape immediate responses, directing movement before reflection, planning, or coordination can occur. While powerful, Law 1 does not erase social clustering, goal-directed action, or value alignment, which persist when extreme survival pressures are absent or mitigated.

Law 5 – Institutional and Systemic Structure operates at the macro level,

integrating the effects of Laws 1–4. Its influence is most apparent when systemic pressures or concentrated power constrain lower-level dynamics. Under typical conditions, Laws 1–4 function within the field shaped by Law 5. Extreme stress or concentrated authority—such as a dictatorship—can temporarily override these dynamics. Most social processes occur under intermediate conditions, where clustering (Law 2), goal pursuit (Law 3), and value alignment (Law 4) guide behavior.

The terms “unconscious,” “subconscious,” and “conscious” denote regimes of structural dominance rather than mental states. These regimes correspond to the laws: unconscious regions are dominated by Law 1, subconscious regions by Laws 2 and 3, and conscious regions by Laws 4 and 5. Unconscious regions reflect survival-driven curvature, where immediate pressures limit available paths, while higher-order regimes enable increasing coordination, planning, and normative regulation.

Motion within social spacetime emerges from shifting regimes of structural dominance. Attention, interaction, and organization are shaped by the law exerting the strongest influence at any given moment.

Law 1 – Survival: When access to essential resources is uncertain, curvature reorganizes around immediate survival needs, narrowing viable trajectories in the field.

Law 2 – Social Mass: The aggregation or coordination of social objects increases local curvature, concentrating trajectories and intensifying structural influence in specific regions of the field.

Law 3 – Goal Seeking: Goal-directed priorities reshape local curvature, generating preferred trajectories oriented toward anticipated outcomes.

Law 4 – Morals and Values: Shared moral commitments and value orientations structure curvature, legitimating some trajectories while constraining others.

Law 5 – Institutions: Institutions consolidate accumulated curvature over time, stabilizing interactions, channeling trajectories, and integrating the other laws to sustain long-term structural organization.

Figure 3. The five laws of social spacetime



Figure 3. The five laws—survival, social mass, goal-directed, morals, and institutions—generate distinct forms of curvature that shape social trajectories. Their interaction constrains, concentrates, and channels motion across social spacetime, determining which paths are navigable and which are blocked. For example, in an organization, trajectories may be limited by immediate survival pressures (Law 1), amplified by high-attention clusters (Law 2), directed by project goals (Law 3), guided by morals and values (Law 4), and structured by institutional hierarchies (Law 5).

Together, the five laws generate and redistribute curvature within the social fabric, channeling trajectories, concentrating influence, and stabilizing

structural patterns over time. They describe emergent dynamics arising from the alignment and interaction of social objects, contagions, and resources, shaping motion across the field without centralized coordination. In practice, this means that patterns such as coordinated action in a community project, the spread of information through networks, or resource allocation in organizations naturally emerge from the interaction of the laws.

The five laws operate simultaneously but arise from distinct sources of curvature within social spacetime. Survival pressures generate baseline constraints tied to resource access, while social mass concentrates curvature through clustering and coordinated activity. Goal-directed behavior introduces directional momentum as actors pursue objectives within these constraints. Over time, institutions stabilize recurring patterns by accumulating structural curvature, reinforcing established trajectories. Finally, contagion processes propagate ideas and behaviors across the field, reshaping local curvature as alignments spread. Together, these mechanisms generate the dynamic geometry that structures movement, diffusion, and structural change within social spacetime.

Law 1: Survival Mechanisms (the id)

Law 1 curvature arises from survival imperatives—safety, security, and access to essential resources. Law 1 is always present, continuously shaping behavior at varying intensities, from low-level survival maintenance to acute

threats. Social objects cluster around shared resources, generating localized wells of curvature that constrain motion and channel trajectories toward immediate survival. Law 1 unfolds across a continuum of survival pressures, from everyday concerns—like earning a living or securing food—to acute existential threats. Higher-intensity pressures temporarily dominate lower-intensity ones, shaping trajectories continuously. In practice, this means that ordinary routines, career decisions, and economic choices are always embedded within a layered survival landscape, even when extreme threats are absent. Under extreme conditions, survival-driven curvature dominates before reflection or planning, producing predictable patterns without conscious deliberation. Action is shaped simultaneously by immediate need and the broader geometry of the field. For example, during a sudden food shortage, groups may rapidly converge on known supply points, generating steep local curvature that channels trajectories and constrains alternative paths.

Law 1 operates largely beneath conscious awareness, structuring perception, attention, and response prior to deliberation. Its eight sublaws govern fundamental survival processes, producing persistent local curvature around social objects. Collective patterns emerge only when multiple objects interact, a dynamic formalized by Law 2. Law 1 establishes the initial orientation of motion, influencing trajectories before social mass accumulates, goals converge, or institutions stabilize. In practice, immediate threats—such as sudden danger,

illness, or resource scarcity—can temporarily override other social dynamics, shaping early patterns of interaction and movement.

Law 2: Social Mass (the id and ego)

Law 2 explains how clustering generates social mass, amplifying influence, reshaping local curvature, and concentrating trajectories. Social mass forms through coordinated attention around ideas, roles, or contagions, with the id oriented toward survival and the ego toward coordination. When many social objects converge on the same idea, role, or institution, interactions become denser, influence centralizes, and alternative pathways narrow. For example, a popular social media trend or widely adopted organizational role can attract many participants, increasing local influence and limiting the visibility of less prominent alternatives.

Social objects move toward high-mass regions by aligning with existing curvature through resonance, shared goals, or direct value connections (id to id). Indirect value connections (superego to superego) accumulate gradually, building curvature that subtly redirects trajectories over time. Structural advantage emerges from this accumulated curvature rather than individual effort; similar effort can yield unequal outcomes depending on position in the field. As mass concentrates, attention and influence converge on dominant centers, reinforcing visibility while narrowing access for newcomers. In practice, this occurs when a well-known thought leader or high-status organization draws disproportionate attention,

making it difficult for new entrants to gain comparable influence despite similar effort.

Law 3: Goal Seeking (the ego)

Law 3 governs goal-directed trajectories. When goals converge, social objects invest in the same directions, increasing coordination and concentrating movement along shared pathways. When goals diverge, competition intensifies, straining relationships and fragmenting trajectories. Even deliberate planning can stall when it encounters dense networks, institutional barriers, or entrenched centers of influence. For example, employees aiming for the same promotion may align efforts along similar projects, while conflicting objectives among teams create bottlenecks and slow progress.

Social spacetime emphasizes that action unfolds within structural constraints. Dense regions of interaction narrow options, while less concentrated areas allow greater flexibility. Geometry—expressed through patterns of resource distribution, network density, and institutional power—determines which paths remain open and which are effectively blocked. For example, a tightly interconnected professional network may limit alternative career paths, whereas loosely connected networks allow actors to explore multiple opportunities simultaneously.

Law 4: Morals and Values (the superego)

Law 4 formalizes how shared morals and values shape trajectories within social spacetime. Alignment with collective principles stabilizes interaction and facilitates coordination, while misalignment produces exclusion, conflict, or marginalization. Shared values structure expectations, making some actions legitimate and others costly or unacceptable. For example, in a professional organization, adhering to a shared code of conduct can smooth collaboration, while violating norms may result in social sanctions or reduced opportunities.

Individual skill or intent cannot easily overcome entrenched moral boundaries; outcomes depend on whether action aligns with prevailing morals and values and institutional standards. By embedding values into the field's structure, Law 4 explains how shared expectations stabilize cooperation, allocate legitimacy, and regulate access to opportunities. In practice, a highly talented actor may still be excluded from advancement if their behavior conflicts with organizational or cultural norms.

Law 5: Institutions and Complexity (the superego)

Law 5 represents the overarching social system emerging from the accumulated effects of Laws 1–4. While survival pressures orient initial motion (Law 1), clustering concentrates influence (Law 2), goals direct action (Law 3), and shared values regulate legitimacy (Law 4), Law 5 integrates these dynamics into durable, large-scale structures. It governs broad patterns shaping long-term trajectories across populations, communities, and organizations. In doing so,

systems preserve established pathways, stabilize recurring interactions, and constrain future possibilities, while remaining vulnerable to disruption under sustained strain. For example, a national government or large corporation organizes resources, attention, and authority across society, shaping possible actions while buffering against small-scale disruptions.

Institutions, economies, markets, governments, and bureaucracies are not separate from Law 5 but are its organized expressions. The systemic structure they form feeds back into lower-level processes, shaping goal pursuit, attention clustering, and the experience of survival pressures. Over time, accumulated strain can exceed the system's adaptive capacity, fracturing established pathways and redirecting trajectories. For example, during the Great Recession, decades of financial concentration and regulatory design amplified systemic risk and reduced flexibility until destabilization occurred. Law 5 explains both continuity and breakdown: structural arrangements that generate stability can, under pressure, produce cascading change, independent of individual intent or skill. Similarly, a sudden corporate merger or policy overhaul can restructure trajectories across an organization, redirecting attention, resources, and influence in ways actors cannot individually control.

By formalizing these structural dynamics, the framework provides a foundation for analyzing, simulating, and anticipating possible trajectories of social behavior across contexts.

Relation to Institutions

Diffusion (the spread of ideas) and conformity (adopting surrounding patterns) emerge from the geometry of the social field, before institutional stabilization or codification (Law 5). Trajectories of social objects are shaped by survival mechanisms, social mass, goals, and morals and values (Laws 1–4). Patterns of coordinated action arise from local curvature rather than formal rules or oversight, showing that structure guides behavior even before systemic institutions intervene.

Law 5 represents the overarching social system, integrating the effects of the other laws. As alignment and diffusion unfold, the systemic field stabilizes patterns, reinforcing behaviors across scales while still allowing trajectories to originate from local curvature. Law 5 is not merely “institutions” in isolation—it is the macro-level structure governing how institutions, norms, and large-scale social patterns constrain trajectories at all lower levels, from collective goal-seeking down to survival-driven behavior.

Trajectories emerge from the geometry of the social field, with the systemic field (Law 5) stabilizing rather than creating them, while constraining and shaping all lower-level trajectories.

The five laws of social spacetime operate simultaneously, shaping social fields through interacting forms of structural constraint. Survival mechanisms

(Law 1), social mass (Law 2), goal-directed action (Law 3), shared expectations (Law 4), and institutional structure (Law 5) jointly organize influence, coordination, and limitation. Outcomes emerge not solely from individual decisions but from the patterned interactions of these laws within the field.

These dynamics are visible at the organizational level. In a rapidly growing workplace, survival mechanisms intensify when resources are scarce or competition increases. Even in otherwise stable environments, perceived threat narrows communication, reduces risk-taking, and encourages defensive positioning. At the same time, social mass concentrates around central teams or leaders. Visibility, reputation, and control over resources reinforce structural position, drawing participation and influence toward dominant nodes. Goals focus attention and action: when aligned with institutional pathways, coordination expands; when misaligned, friction and resistance emerge. Shared expectations either stabilize these arrangements or create competing centers of legitimacy that fragment coordination.

When the five laws align, interaction stabilizes and influence becomes more predictable. When they diverge, tension accumulates. Intensified survival pressures within rigid institutional structures can slow innovation and deepen conflict, especially where concentrated social mass limits adaptive flexibility.

Large-scale reorganization occurs when accumulated curvature makes

established pathways structurally unsustainable. At such thresholds, minor disturbances can trigger rapid restructuring. These shifts are not random; they reflect imbalances produced by the interacting laws over time.

The Great Recession illustrates systemic misalignment across the five laws. Financial institutions accumulated concentrated social mass, while regulatory structures and shared economic expectations reinforced expansion-oriented trajectories. Institutional goals prioritized growth and leverage, while survival pressures remained in the background during prolonged stability. When confidence shifted, survival mechanisms activated abruptly. Institutional structures could not redistribute accumulated curvature quickly enough, and previously viable pathways collapsed simultaneously.

Similar patterns appear in smaller systems. In online communities, influence concentrates around highly visible contributors, norms solidify around preferred styles, and goals shift as membership grows. When perceived threat activates survival mechanisms—through external pressure or internal fragmentation—communication narrows and institutional rules recalibrate.

This interdependence explains why social change is uneven. Regions of the field shift at different speeds depending on how constraints are distributed and reinforced across the laws. Even skilled actors with aligned goals may be blocked where institutional structure and concentrated social mass restrict available

pathways.

Inequality persists not merely because of unequal resources, but because repeated alignment reinforces deep structural concentrations. Innovation stalls not simply due to resistance, but because established configurations channel movement along existing paths. Sudden systemic transformation reflects cumulative imbalance reaching a reorganization threshold rather than abrupt shifts in individual intent.

Social spacetime operates at an analytical level distinct from conventional sociological and network models. Rather than relying solely on categories or discrete relational ties, it models the structured field within which interaction unfolds. By representing constraint and motion geometrically, it provides a unified language for describing stability, concentration, and transformation across scales.

Field geometry clarifies why effort alone may fail: highly concentrated regions restrict movement regardless of skill or intention. Mobility and influence require alignment across social mass (Law 2), shared expectations (Law 4), and institutional pathways (Law 5). Actors may remain connected yet still lack influence when they are not aligned with the surrounding social mass, shared expectations, or institutional pathways.

Over time, repeated interaction, systemic shock, and shifting resource

distributions reshape the field. Social collisions consolidate or fragment influence depending on local configuration. Cohesion, fragmentation, stalled mobility, and systemic disruption emerge from patterned structural interactions rather than isolated decisions. Field organization—rather than individual position alone—determines which pathways remain viable.

This framework is theoretical and does not provide direct empirical measurement. Instead, it specifies structural properties that guide empirical investigation, offering a formal vocabulary for analyzing how micro-level interactions accumulate into macro-level stability and change.

With the five laws established, the next step is to show how these principles operate in real social environments, shaping and constraining trajectories.

Operationalizing Social Spacetime

Building on the core concepts and five laws, social spacetime can be applied to analyze how curvature, gravity wells, and field geometry shape trajectories in real world social environments. This section demonstrates how the framework systematically analyzes observable social dynamics in a structured, formal manner. For example, it can be used to study how influence spreads in organizations, how ideas circulate in communities, or how institutional changes alter opportunities for action.

Example 1: Moving Up in a Tight-knit Group

Step 1: Identify the social environment

Consider an individual trying to increase influence within a small, close-knit office or friendship group. Influence is limited, roles are clearly defined, and most members are densely connected. In social spacetime terms, this density produces concentrated social mass, creating deep gravity wells and steep curvature that restrict viable trajectories for expanding influence. For example, a new team member may struggle to gain visibility or take on leadership tasks without aligning with established social norms and networks.

Step 2: Describe the constraints

In tight-knit groups, strong ties, shared history, and clear expectations structure behavior. Members understand their roles, and deviations are quickly corrected, tightening norms and limiting flexibility. Even minor missteps can reduce trust, constrain options, and alter an individual's social standing. For example, publicly challenging an established procedure may provoke social pushback, restricting the actor's ability to gain influence.

Overlapping roles and expectations reinforce one another, shaping how influence can be gained. Strategies that conflict with established norms are discouraged, while those aligned with them are reinforced. Influence grows by working within shared roles and expectations, rather than by bypassing existing structures. For example, taking on tasks that support ongoing projects or assisting

well-connected members tends to enhance influence more reliably than attempting to circumvent established channels of interaction.

The second example illustrates how trajectories move between connected regions, however the third shows what happens when the field's structure abruptly shifts, blocking previously open paths. This highlights how influence or ideas travel between groups, depending on shared members and overlapping norms. Even small gestures—such as supporting routine tasks or providing useful information to well-connected members—can subtly reinforce trajectories through the network, demonstrating that structural constraints channel influence more than individual effort alone.

Example 2: Ideas Moving Through Overlapping Communities

Step 1: Identify the social environment

Consider an idea originating in one community—such as a professional network, online forum, or cultural group—that overlaps with others. Shared members connect these communities, creating regions where norms and expectations intersect and influence one another. For instance, a new software practice introduced in one team may spread to another through members active in both, but only if it aligns with the second group's norms.

Step 2: Describe the constraints

Each community has its own structure and pressures that shape which

ideas gain traction. When an idea moves between groups, these overlapping structures guide its path: some routes are blocked, others redirect the idea, and some facilitate its growth. Local structures determine whether an idea spreads, stalls, or fades. For example, an innovative proposal may be embraced in one forum but resisted in another due to differing priorities, practices, or member expectations.

Step 3: Explain constrained behavior

Overlapping communities exert uneven pressures on ideas. Ideas travel only along available paths: some are blocked, others reinforced, and some diverge. As they move, ideas may change form, lose momentum, or reappear in altered ways. For example, a marketing strategy adopted in one online group may need adaptation when entering another with different expectations or norms.

If the second example illustrates how trajectories move between connected regions, the third shows what occurs when the field's structure abruptly changes.

Example 3: Sudden Loss of Mobility After Structural Change

Step 1: Identify the social environment

Consider an institution undergoing rapid change—such as a company, online platform, or academic field. Rules may shift, roles can be redefined, and new gatekeepers may emerge. These changes reshape the local structure, altering which paths remain open and which are blocked. For example, after a company

restructuring, a previously promising promotion path may vanish, and familiar channels for influence may be controlled by new managers.

Step 2: Describe the constraints

Paths that were previously open—such as promotions or opportunities for visibility—can suddenly close or become harder to navigate. Even if an individual's behavior remains unchanged, trajectories may no longer align with the institution's new structure. This illustrates that structural shifts, rather than personal effort alone, often determine whether mobility is possible.

Step 3: Explain constrained behavior

In social spacetime, this represents a structural shift, not an individual failure. When pressures from the laws accumulate beyond a threshold, existing gravity wells destabilize, blocking paths that were previously accessible. Movement that was once easy now encounters strong structural constraints. Individuals may feel frustration or confusion, not due to personal shortcomings, but because structural shifts have reconfigured previously open pathways. This demonstrates that outcomes follow patterns dictated by the field rather than by isolated actions. For example, a sudden policy change in an academic department can close a pathway to tenure for some faculty, even if their prior performance met all expectations.

Social spacetime explains why social outcomes follow predictable

patterns. It focuses on curvature, constraints, and trajectories rather than isolated individual choices. This perspective clarifies why effort alone does not guarantee mobility and why influence and ideas move only along structurally available paths.

The Great Recession illustrates a structural reorganization. Concentrated leverage and interdependence in financial and housing systems created deep gravity wells. When stability faltered, many previously viable paths closed simultaneously. Figure 4 conceptually depicts this redistribution of constraint, emphasizing structural causes rather than contagion alone. For example, households, banks, and investment firms suddenly faced restricted options for borrowing, lending, or investing—not due to individual errors, but because the system’s structure constrained available trajectories.

The system’s fragility arose from how constraints were distributed across interconnected institutions. Collapse resulted from the narrowing of viable financial pathways, not from the position of any single actor. In other words, even well-managed firms or prudent individuals could be trapped by the broader structural collapse, demonstrating that outcomes depended on the geometry of the field rather than on isolated behavior.

The framework provides a structured way to understand how social environments shape trajectories. Though conceptual, it functions like a geometry

for real social systems. From this perspective, the Great Recession (Figure 4) was more than a series of poor decisions—it reflected the deepening and consolidation of a structural gravity well across interconnected financial and housing systems. This illustrates how structural curvature, gravity wells, and blocked trajectories can explain widespread social outcomes, linking abstract concepts to observable phenomena.

Figure 4. Social spacetime of economic collapse

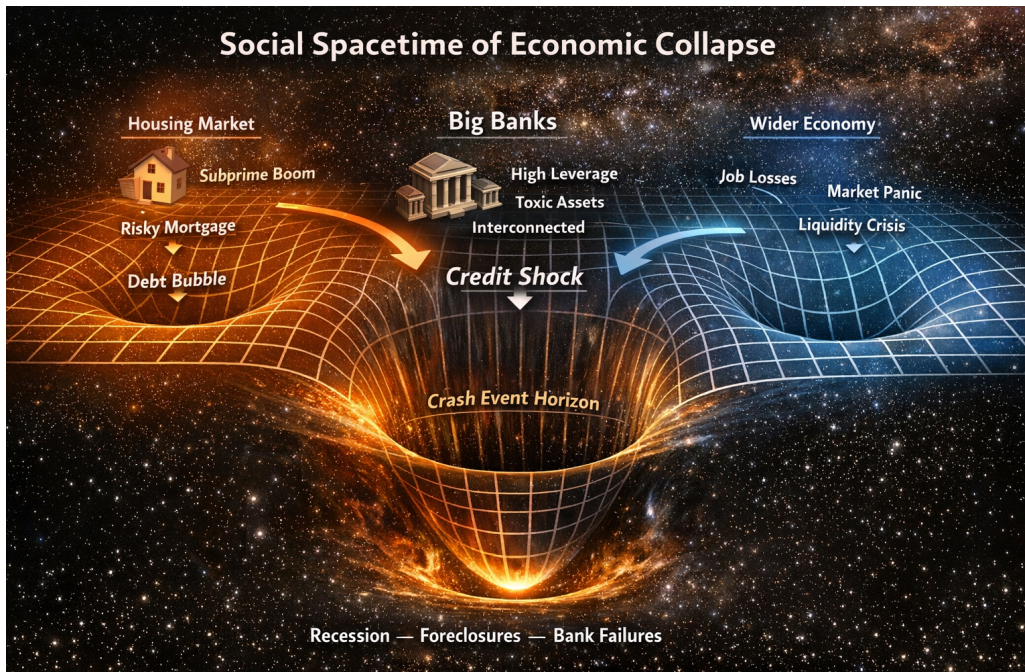


Figure 4. Accumulated curvature within the coupled financial and housing systems surpassed a critical threshold, causing previously viable mobility trajectories to narrow or collapse simultaneously. The resulting reorganization reflects a redistribution of structural constraint rather than a contagion of

individual behavior. Households, banks, and investment firms all experienced constrained options simultaneously, illustrating how structural gravity wells shape trajectories across interconnected systems.

This paper develops a foundational account of social spacetime by defining its structural properties prior to empirical measurement. By formalizing curvature, trajectories, and gravity wells as analytic constructs, it establishes a systematic basis for future operationalization, simulation, and empirical investigation of structural constraints across social systems. Researchers can use the framework to model bottlenecks, simulate social dynamics, and track the flow of influence and resources, predicting which trajectories are likely to succeed or fail in both stable and rapidly changing environments.

Empirical and Applied Implications

Building on the preceding examples, social spacetime provides a foundation for both empirical research and practical application. By modeling social structures as curved fields with gradients, gravity wells, and trajectories, the framework enables researchers to map, measure, and anticipate patterns of movement, influence, and constraint in real-world systems. This approach highlights that social dynamics emerge not only from individual actors or formal rules, but from the geometry of relationships, interactions, and structural pressures across the field.

Social fabrics—networks of actors, ideas, and resources—create regions of high and low curvature that shape trajectories. While measurement methods are still emerging, curvature can be inferred from patterns of influence, constraints, and behavior. In organizations, hierarchies, rules, and workflow dependencies concentrate curvature. Researchers can map these areas by combining network data (e.g., ties, communication flows) with role structures, decision hierarchies, and resource allocations. High-curvature zones restrict movement and innovation, whereas low-curvature zones allow greater flexibility, experimentation, and emergent coordination. For example, in a large corporation, cross-departmental collaboration often occurs in low-curvature regions where rigid hierarchies and formal procedures exert less influence, enabling novel ideas or career mobility. Similarly, platform algorithms can concentrate user attention on specific content, shaping curvature in online networks. Comparative studies could examine how different platform designs, moderation policies, or content recommendation systems influence curvature and the diffusion of ideas.

In online communities, curvature can be inferred from observable patterns of attention, engagement, and influence. Social mass—such as highly followed users, widely shared content, or tightly clustered discussion groups—concentrates interactions in specific regions of the network. When platform recommendation systems amplify the visibility of particular posts or users, attention becomes further concentrated around these focal points, deepening local curvature.

Researchers can examine engagement disparities, participation bottlenecks, patterns of repeated interaction, and densely interconnected subgroups to identify emerging gravity wells. Rather than framing influence as a simple matter of popularity, this approach treats concentrated visibility and interaction as structural features of the field. Areas where attention consistently converges indicate steeper curvature, making some ideas more likely to spread while marginalizing others. By mapping how attention accumulates and stabilizes over time, researchers can better anticipate which trajectories are reinforced and which are likely to stall.

Operationalizing Trajectories and Constraint

Trajectories are the paths that actors or ideas follow through the social field. Unlike traditional measures of mobility or influence, these paths are shaped by the field's structure rather than by individual choices alone. Researchers can track sequences of interactions, promotions, collaborations, or content sharing and map them against inferred curvature to identify areas of strongest constraint.

In professional networks, promotion paths can be tracked over time. Overlaying hierarchies, cross-team collaborations, and resource distributions reveals the curvature that guides career mobility. The same approach applies to cultural or knowledge diffusion, where ideas spread and move across overlapping communities. Local curvature—shaped by community density and connections—

helps predict whether ideas will spread, stall, or transform.

Social spacetime also provides a lens for understanding sudden structural changes. Historical events, institutional reorganizations, or economic crises can be interpreted as abrupt shifts in curvature that alter which paths remain viable. Researchers can identify critical thresholds where accumulated curvature triggers systemic reorganization. The Great Recession, for example, illustrates how concentrated social mass and leverage in financial and housing systems created deep gravity wells. Tracking mobility, credit access, and investment before and after such shocks offers a way to empirically test social spacetime dynamics.

Simulations complement empirical approaches. Agent-based models embedded within a geometric social field allow researchers to explore how changes in curvature, mass distribution, or goal alignment shape trajectory formation. Such simulations can test hypotheses about systemic vulnerabilities, bottlenecks, and the conditions that trigger structural transitions.

Implications for Policy and Organizational Design

Understanding the geometry of social spacetime has practical value for organizations and policy. Identifying high-curvature zones that restrict movement enables organizations to restructure processes, reduce bottlenecks, increase mobility, and foster innovation. In policy contexts, mapping social structures can reveal barriers to mobility, services, or information flow. Interventions can target

unnecessary curvature in key pathways, improving equity and efficiency without relying solely on changing individual behavior.

For example, universities can analyze faculty–student collaboration networks. High-curvature areas—where collaboration is limited—can be eased by adjusting departmental connections, funding allocations, or mentorship programs. Similarly, online platforms can enhance information flow by addressing zones where high curvature slows or blocks the propagation of ideas.

Toward Empirical Formalization

Although conceptual, social spacetime can be empirically operationalized. Metrics can quantify local curvature, gravity well depth, and trajectory flexibility. Measures such as network centrality, participation gaps, and resource concentration provide a starting point, but must be interpreted within the geometric context rather than in isolation. Longitudinal studies can track curvature changes over time and link them to outcomes like mobility, innovation, or systemic stability. By combining empirical mapping, simulations, and structural analysis, social spacetime connects theory with observation, offering a predictive framework to anticipate systemic risks, identify leverage points, and understand how local interactions shape broader social patterns.

Integration with Existing Sociological Theory

Social spacetime builds on multiple sociological traditions while

extending them. By conceptualizing social life as a curved field of constraints, it offers a geometric perspective on dynamics that are often addressed more locally or abstractly. This section situates social spacetime alongside network theory, field theory, rational choice, institutional theory, and systems approaches, highlighting complementarities, extensions, and areas where a geometric lens clarifies challenging questions.

Network Theory: From Ties to Field Geometry

Network theory, developed by Granovetter and White, emphasizes relational ties to explain patterns of connection and influence. Social spacetime extends this perspective by embedding networks within a continuous geometric field, showing how surrounding curvature shapes movement. Two actors with similar centrality may experience different mobility: steep gradients block paths despite numerous ties, while flatter areas provide more options. This framework helps identify viable paths, anticipate influence concentration, and predict opportunities for diffusion.

Field Theory: Structured Positions and Motion

Bourdieu's field theory describes structured positions where actors compete for symbolic, cultural, or economic capital (Bourdieu 1985). Social spacetime extends this view by treating positions as dynamic, with curvature illustrating how positions constrain trajectories and guide action. Concentrations

of capital act like social mass, creating gravity wells that steer actors along dominant paths. This approach preserves Bourdieu's insights while enabling predictions of field shifts during reorganizations, market disruptions, or other structural changes.

Rational Choice: From Preference Hierarchies to Structural Curvature

Rational choice theory emphasizes individual preferences and strategic decision-making. Social spacetime shifts the focus to constraints imposed by field structure: preferences operate within limits defined by local curvature. Even rational actors cannot bypass deep gravity wells without aligning with the field, linking micro-level choices to macro-level outcomes and explaining emergent social patterns.

Institutional Theory: Curvature as Durable Constraint

Institutional theory emphasizes how rules and formal structures stabilize behavior. Social spacetime extends this perspective by modeling institutions as concentrations of curvature, forming gravity wells that guide trajectories. Steep wells can limit mobility, hinder innovation, or slow the diffusion of ideas, while external shocks can redistribute curvature, opening blocked paths or collapsing existing ones. This geometric view clarifies how institutions shape both individual and collective trajectories.

Systems and Complexity: Dynamic Interdependence

Systems approaches, such as Luhmann's, emphasize interdependence and emergent complexity (Luhmann 1995). Social spacetime complements these perspectives by showing how curvature captures the combined influence of survival pressures, goals, social mass, and institutions on trajectories. Sudden changes can create bottlenecks, while coordinated action can flatten gradients and open previously blocked paths. This continuous geometric framework links micro-level actions to macro-level outcomes, offering a unified view of systemic dynamics.

Toward Synthesis: A Unified Analytic Lens

Social spacetime builds on prior approaches, acknowledging the contributions of network theory, field theory, rational choice, institutional perspectives, and systems approaches, while providing a framework that emphasizes structural constraints and dynamic trajectories. Networks, fields, strategic behavior, institutions, and systems converge within a geometric framework that formalizes constraints, trajectories, and structural transitions. Researchers can use this lens to map overlapping influences, identify viable or blocked trajectories, model systemic shocks, and test interventions by simulating changes in curvature.

This framework offers a multiscale lens that connects micro-level actions to macro-level structures, providing a vocabulary to compare phenomena across

contexts without reducing their complexity.

Conclusion

The five laws of social spacetime define the geometry of social life across scales. Curvature shapes behavior, interactions, and social order: survival pressures create steep, short-term constraints; goal-directed processes guide movement through gravity wells; and moral and institutional forces stabilize long-term patterns.

The framework treats constraint as curvature—a relational property of the social field. Social life is not a collection of fixed positions or discrete states; rather, movement follows continuous trajectories shaped by structural geometry. Curvature explains why patterns persist, trajectories converge or diverge, and structural shifts occur independently of individual dispositions.

Curvature does not eliminate agency. Actors choose, adapt, and strategize, but their actions occur within relational limits: some paths are open, while others are narrowed or blocked. Focusing on patterned trajectories rather than isolated decisions explains why mobility, influence, and opportunity are unevenly distributed.

This perspective shifts the starting point of sociological analysis from discrete actors or variables to patterned curvature. Structure and action are expressions of the same geometry. As curvature accumulates, trajectories narrow;

when it destabilizes, they reopen. Overlapping gravity wells can stabilize coordination or intensify conflict, demonstrating how persistence and transformation emerge from the same field dynamics.

Sociological theory often divides between approaches that prioritize agency and those that emphasize structure. Rational and strategic models explain choices but under-theorize patterned constraints, while field and structural approaches describe enduring inequalities but struggle to show how stability and change emerge from the same processes. Social spacetime addresses this gap by conceptualizing constraint as curvature—a relational, multiscale property that shapes action while producing lasting social forms.

Social spacetime does not promise immediate prediction. Rather, it provides a geometric architecture for measurement and analysis. By formalizing curvature, trajectories, and constraint, it offers a shared vocabulary for studying inequality, institutional rigidity, network bottlenecks, diffusion, and systemic collapse as interconnected expressions of structural geometry.

Future research can operationalize curvature metrics, simulate trajectories, and map social fabrics using network, institutional, and behavioral data. The key insight is that sociological explanation begins with patterned curvature, not isolated actors or static positions. Constraint is relational, generative, and multiscale. By formalizing the geometry of social life, social spacetime provides a

unified foundation for understanding persistence, inequality, coordination, and transformation within a single structural field.

References:

Coleman, James S. 1990. *Foundations of Social Theory*. Cambridge, MA: Belknap Press.

Freud, Sigmund. 1923. *The Ego and the Id*. London: Hogarth Press.

Granovetter, Mark S. 1973. "The Strength of Weak Ties." *American Journal of Sociology* 78(6): 1360–1380.

Rogers, Everett M. 2003. *Diffusion of Innovations*. 5th ed. New York: Free Press.

Wasserman, Stanley, and Katherine Faust. 1994. *Social Network Analysis: Methods and Applications*. Cambridge: Cambridge University Press.

Luhmann, Niklas. 1995. *Social Systems*. Stanford, CA: Stanford University Press.